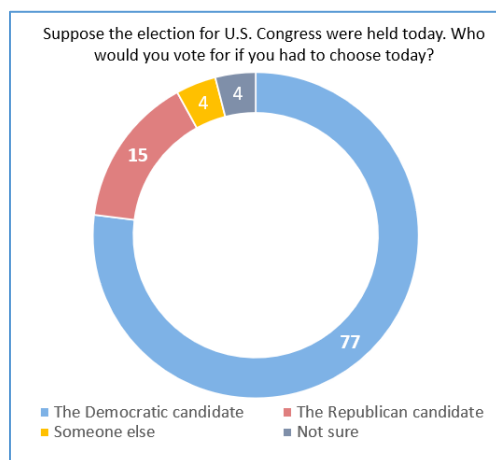


To: GLAAD
 From: Pathfinder Opinion Research
 Date: February 11, 2022
 Re: Nationwide Survey of LGBTQ Adults¹

Recent survey results measure the viewpoints of LGBTQ Americans on the upcoming midterm elections, issues facing the country, and the impact of the ongoing COVID-19 pandemic.

Mid-Term Election

With just over nine months until Election Day at the time of this survey, LGBTQ voters are motivated to vote and primed to make a significant impact on the midterm results. When asked their level of motivation to participate in this year's elections, 86% of likely voters place themselves between 7-10 on a 0–10-point scale.



Notably, nearly half (48%) say they are more motivated to vote in the upcoming midterms than they were in the 2020 Presidential election (compared to only 15% who say they are less motivated to vote now).

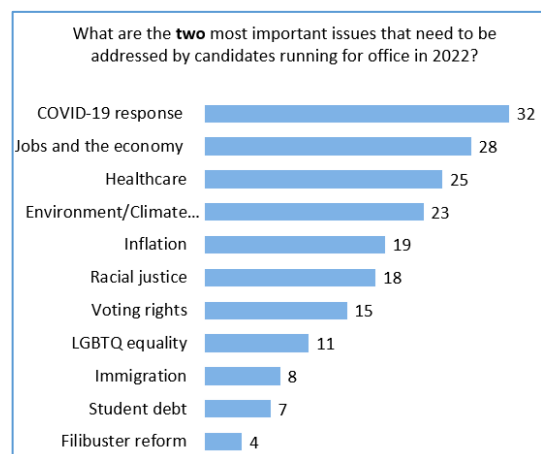
Given that voting participation tends to decline between Presidential and midterm years, this heightened motivation signals that LGBTQ voters view this as a consequential election and are determined to make their voices heard via the electoral process.

This intense motivation level could have a direct and substantial impact on election outcomes. In a generic vote preference for U.S. Congress, more than three quarters of the LGBTQ electorate choose the Democratic candidate (77% Democratic candidate / 15% Republican candidate / 4% someone else / 4% not sure).

Issues

When it comes to issues that LGBTQ adults want 2022 candidate to address, COVID-19 response tops the list (32%), followed by jobs and the economy (28%), healthcare (25%), and environment/climate change (23%).

“COVID-19 response” remains the top issue after also occupying the highest position in April 2021.

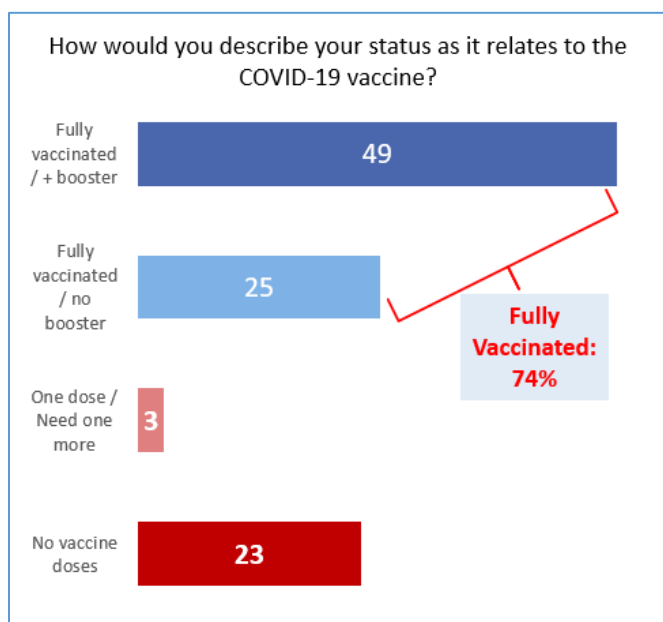


¹These findings represent the results of a survey conducted by Pathfinder Opinion Research from January 23-29, 2022 among n=1,000 LGBTQ adults in the United States. Interviews were conducted online utilizing a national research panel. Respondents were selected to represent the national LGBT population based on demographic estimates of this universe published by the Williams Institute and weighted by gender, age, race, education, and geographic region based on Williams Institute data.

Separately, LGBTQ Americans also express solid support for President Biden's Build Back Better Plan (73% favor / 27% oppose).

Vaccine Status and COVID Experiences:

Opinions among LGBTQ adults are fairly split on whether the worst part of the pandemic is behind us (46%) or is still yet to come (54%). However, most are protecting themselves against the disease by receiving the vaccine. Nearly three-quarters (74%) indicate they are currently fully vaccinated (49% fully vaccinated with a booster / 25% fully vaccinated without a booster).



Another 3% say they've received one dose of the vaccine and need one more. Just under one-quarter (23%) say they have not been vaccinated at all.

Nearly half of all LGBTQ Americans (46%) are experiencing increased mental health issues resulting from the COVID-19 outbreak. This is an increase from 36% who said this in November 2020. Many respondents are also experiencing substantial personal economic consequences caused by the pandemic: 27% have increased personal debt to make ends meet, 22% have involuntarily lost their job or had work hours reduced, 17% changed their living arrangements for

financial reasons, and 12% voluntarily quit or resigned from their job. Nearly one-quarter (23%) indicate they have personally tested positive for COVID (up from 4% in November 2020) and 23% say they they have had a close friend or family member die from the disease (up from 10% in November 2020).

